




國民中學

學生學習扶助教材

七年級英語

教師用書

(適用105年公告基本學習內容(第一版))



教育部國民及學前教育署 編

中華民國 106 年 10 月



Grade 7

Unit 1

What Is His Phone Number?

基本學習內容

文法句型：A: What is her/Jane's phone number?

B: It is 8765-4321.

字 詞：ball, call, catch, cute, evening, goodbye (bye), grandfather(grandpa), grandmother(grandma), her, him, his, how, its, make, me, my, number, phone, thank, what, your

★ 教材中，為因應情境所需，列為小字典📖之字彙，如 friend, and, hi, fine, look, let me see, sick, know, house, let's ..., card, for, ok 等未在基本學習內容內、或在以後單元才會列為單字，請簡單帶過，勿要求學生背誦，以免加重學生學習負擔。

★ 本課延伸國小句型 Can you ...?練習猜謎時常用的 Can it ...?句型，其他第三人稱的用法(Can he/she ...?)可以在課堂中自行延伸練習。

參考答案

Let's Practice I

A:	What	is	Kevin's	phone number?	
			his/her		
B:	It			is	2577-1234.
	His/Her	phone number			



Example

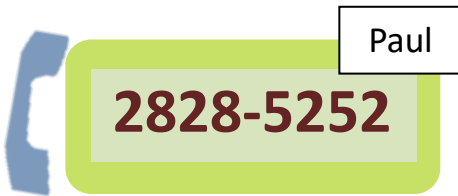


A: What is (= What's) your phone number?

B: It is (= It's) 2567-5469.

My phone number is 2567-5469.

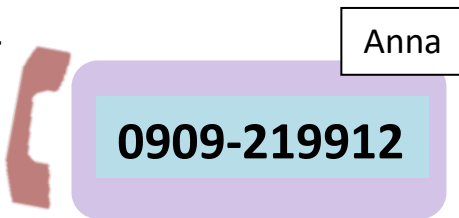
1.



A: What is Paul's phone number?

B: It is 2828-5252.

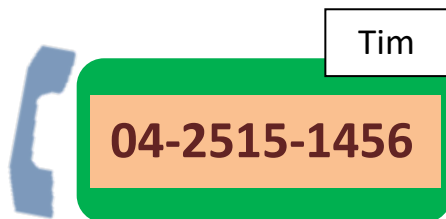
2.



A: What is Anna's phone number?

B: It is 0909-219912.

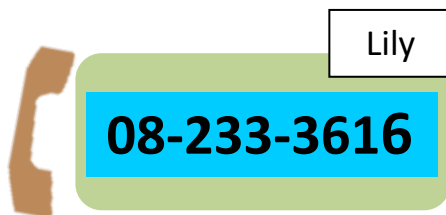
3.



A: What's Tim's phone number?

B: It's 04-2515-1456.

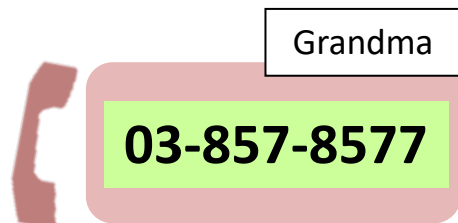
4.



A: What's Lily's phone number?

B: It's 08-233-3616.

5.



A: What's Grandma's phone number?

B: It's 03-857-8577.

Let's Practice II

主格	所有格
I	my
you	your
he	his
she	her
it	its

Example

Lucy



A: What is (= What's) your sister's name?

B: Her name is Lucy.

1.

Kitty



A: What is your cat's name?

B: Its name is Kitty.

2.

Kent



A: What is the boy's name?

B: His name is Kent.

3.

May



A: What's the girl's name?

B: Her name is May.

4.

Mike



A: What's the boy's name?

B: His name is Mike.

5.

Snoopy



A: What's the dog's name?

B: Its name is Snoopy.



Fun Activity I

Old MacDonald had a pig. And Pingo was its name-O.

P-I-N-G-O! P-I-N-G-O! P-I-N-G-O!

And Pingo was its name-O.



Old MacDonald had a cat. And Kingo was its name-O.

K-I-N-G-O! K-I-N-G-O! K-I-N-G-O!

And Kingo was its name-O.



Old MacDonald had a bird. And Bingo was its name-O.

B-I-N-G-O! B-I-N-G-O! B-I-N-G-O!


And Bingo was its name-O.



Old MacDonald had a fish. And Fingo was its name-O.

F-I-N-G-O! F-I-N-G-O! F-I-N-G-O!

And Fingo was its name-O.



Old MacDonald had a sister. And Singo was her name-O.

S-I-N-G-O! S-I-N-G-O! S-I-N-G-O!

And Singo was her name-O.



Old MacDonald had a brother. And Bringo was his name-O.

B-R-I-N-G-O! B-R-I-N-G-O! B-R-I-N-G-O!

And Bringo was his name-O.



Old MacDonald had a friend. And Fringo was his name-O.

F-R-I-N-G-O! F-R-I-N-G-O! F-R-I-N-G-O!

And Fringo was his name-O.



Fun Activity II

A Guessing Game

Example



S1: Can it walk?

S2: Yes, it can.

:

:

S1: Can it catch a ball?

S2: No, it can't.

S1: (It's) a pig.

S2: Yes, it's a pig.

1.



S1: Can it run?

S2: Yes, it can.

S1: Can it catch a ball?

S2: Yes, it can.

S1: A dog./It's a dog.

S2: Yes, it's a dog.

2.



S1: Can it walk?

S2: No, it can't.

S1: Can it swim?

S2: Yes, it can.

S1: A fish./It's a fish.

S2: Yes, it's a fish.

3.



S1: Can it fly?

S2: Yes, it can.

S1: Can it sing?

S2: Yes, it can.

S1: A bird./It's a bird.

S2: Yes, it's a bird.

4.



S1: Can it run?

S2: Yes, it can.

S1: Can it jump?

S2: Yes, it can.

S1: A lion./It's a lion.

S2: Yes, it's a lion.



教學策略

Warm-up

1. 連結舊知識—以賓果遊戲幫助學生複習數字 0—9，以利本課的句型練習：詢問並回答他人的電話號碼。
2. 教師將情境圖投影在布幕上，告訴學生，圖片中的兩個女孩為 Nancy 與 Judy，再問：What are they doing? 引導學生回答：They are talking on the phone. 再問：What's wrong with the boy? 引導學生回答：He is sick. 教師問，如果你的同學或朋友生病了，會做些甚麼事表示關心？鼓勵學生發表個人的經驗。
3. 建立新知識—從 What's your phone number? 轉換到 What's Kevin's phone number?：
教師分別讓學生練習回答自己的電話號碼，再轉換到 What's ____ (某某同學的) phone number? 的句型問答，以練習名詞的所有格；再從 What's ____ (某某同學的) phone number? 轉換到 What's his/her phone number? 以練習第三人稱代名詞的所有格。

Presentation

1. 瀏覽圖片
教師請學生瀏覽 Let's Talk 的圖片，想一下對話可能的內容。
2. 聆聽
對話當成聽力素材，請學生聽一遍，並提問一個簡單的問題（如：對話者的關係、場景、主題……）。
3. 聆聽與閱讀
教師請學生翻開 Let's Talk，再次聆聽，此次一邊聽，一邊閱讀。
4. 默讀
請學生自行默讀 Let's Talk，試著自行理解對話文意，並練習用自己的話重



述一次。

5. 問與答

教師以提問的方式檢視學生對 Let's Talk 的理解及口語回答問題的能力。建議問題如下：

情境一：

(1) T: Who is the old woman? (指著 Let's Talk 圖一。)

S: **She is Nancy's grandma.**

(2) T: What's the cat's name?

S: **Its name is Kitty.**

情境二：

(1) T: Is it Nancy's dog? (指著 Let's Talk 圖二。)

S: **No, it's not. It's Kevin's dog.**

(2) T: Can it catch a ball?

S: **Yes, it can.**

情境三：

(1) T: What's Kevin's phone number? (指著 Let's Talk 圖三。)

S: **It's 2877-6549.**

(2) T: What will the girls make for Kevin?

S: **A card.**

6. 補充說明

教師聽完學生的回答後，了解學生哪裡不清楚，請加以補充說明，澄清學生的概念。

7. 朗讀

學生已了解對話內容大意，可以朗讀對話。若學生無法自行朗讀，教師可先帶唸。粗體藍字為本課單字，可先帶唸該字，再唸整句。

8. 角色扮演

指派學生角色，分別扮演 Nancy, Judy, John, Grandma 及 Grandpa，加入動作表情唸出對話。



Practice

1. 進行到 Let's Practice I。本句型重點為詢問並回答他人的電話號碼。建議先口頭練習，再進行書寫。
2. 接著進行 Let's Practice II。本句型重點為第三人稱單數所有格。建議先口頭練習，再進行書寫。

Activity

1. 活動一進行方式：

教師請學生先試試填入下列空格中的所有格，再聽聽所寫的答案是否與歌曲的內容相符。

2. 活動二：A Guessing Game

本活動旨在延伸國小句型 Can you ...?練習猜謎時常用的 Can it ...?句型(學生可以自由發揮；若受限於字彙，可以用動作輔助)。

活動步驟：

- (1) 學生兩人一組，以課本圖片及句型 Can+主詞+動詞...? 練習問與答。
- (2) A 生先開始提問，B 生配合圖片回答 Yes 或 No，提供 A 生訊息直到答對為止。
- (3) AB 角色交換，B 生提問，A 生回答 Yes 或 No，再次練習提問與回答。



教師用書編輯團隊



發行人：教育部國民及學前教育署

總策畫：邱乾國

總統籌：許麗娟

執行統籌：蕭奕志、王慧秋、林淑敏、林哲慈

召集人：程玉秀

諮詢教授：張武昌、胡潔芳、陳秋蘭、葉錫南、
王宏均


編輯小組：鄭怡賢、曾麗娜、梁玲瑜

責任編輯：吳育庭、羅婉禎、丘立君

美工繪圖：曾靜榕

美術設計：莊惠如、曾靜榕

封面設計：曾靜榕



國民中學
學生學習扶助教材

七

年級英語

(適用105年公告基本學習內容(第一版))

教師用書