




國 民 中 學

學生學習扶助教材

七 年級英語

教師用書

(適用105年公告基本學習內容(第一版))



教育部國民及學前教育署 編

中華民國 106 年 10 月



Grade 7

Unit 3

My Aunt Is A Singer

基本學習內容

文法句型：A: Is she your sister/a cook?

B: Yes, she is./

No, she is not/isn't. She is my daughter/a nurse.

字 詞：aunt, beautiful, daughter, driver, friend, handsome, housewife, man, our, singer, son, their, uncle, who, woman, young

★ 教材中，為因應情境所需，列為小字典📖之字彙，如 and, they, some, picture, mom, great, taxi 等未在基本學習內容內、或在以後單元才會列為單字，請簡單帶過，勿要求學生背誦，以免加重學生學習負擔。

參考答案

Let's Practice I

A:	Who	is	that boy?
			this girl?
B:	He	is	Tom.
	She		my sister.


Example



A: Who is this man?

B: He's my grandpa.

1.



A: Who is that woman?

B: She is my aunt, Mary.

The cute boy is her son.



2.



A: Who is that man?

B: He is David Lin.

The cute girl is his daughter.

3.



A: Who is that girl?

B: She is Jane.

The boy is her friend.

4.

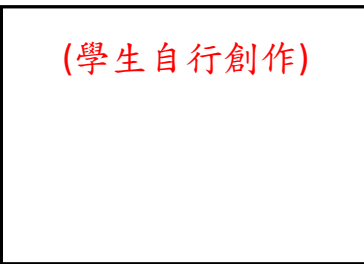


A: Who is that boy?

B: He is Tony.

The woman is his grandma.

5.



(參考答案，請以學生創作的圖為準)

A: Who is that man?

B: He is Ben.

He is John's uncle.

Let's Practice II

A:	Is	the boy/the girl	your student?
B:	Yes,	he/she is.	
	No,	he/she is not.	He/She is Ms. Wang's student.

Example



A: Is the man Jack's father?

B: Yes, he is.




1.



A: Is the cook your brother?

B: Yes, he is.

2.



A: Is the singer your aunt?

B: No, she is not.

She is Mary's aunt.

3.



A: Is the bus driver John's father?

B: Yes, he is.

4.

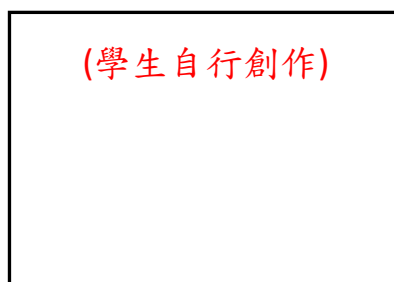


A: Is the teacher Mary's mom?

B: No, she is not.

She is Jane's mom.

5.



(參考答案，請以學生創作的圖為準)

A: Is the woman/she Tom's mom?

B: No, she is not.

She is Tom's aunt.

Let's Practice III

A:	Is	the man/the woman	a doctor?
B:	Yes,	he/she is.	
	No,	he/she is not.	He/She is a nurse.

Example



A: Is the woman a teacher?

B: Yes, she is.

1.



A: Is your brother a singer?

B: Yes, he is.

2.



A: Is his aunt a housewife?

B: No, she is not.

She is a singer.

3.



A: Is the man a taxi driver?

📖 taxi 計程車

B: No, he is not.

He is a bus driver.

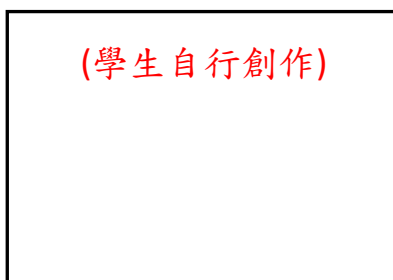
4.



A: Is Jane's aunt a housewife?

B: Yes, she is.

5.



(參考答案，請以學生創作的圖為準)


A: Is the man/he a doctor?

B: Yes, he is.

Fun Activity I

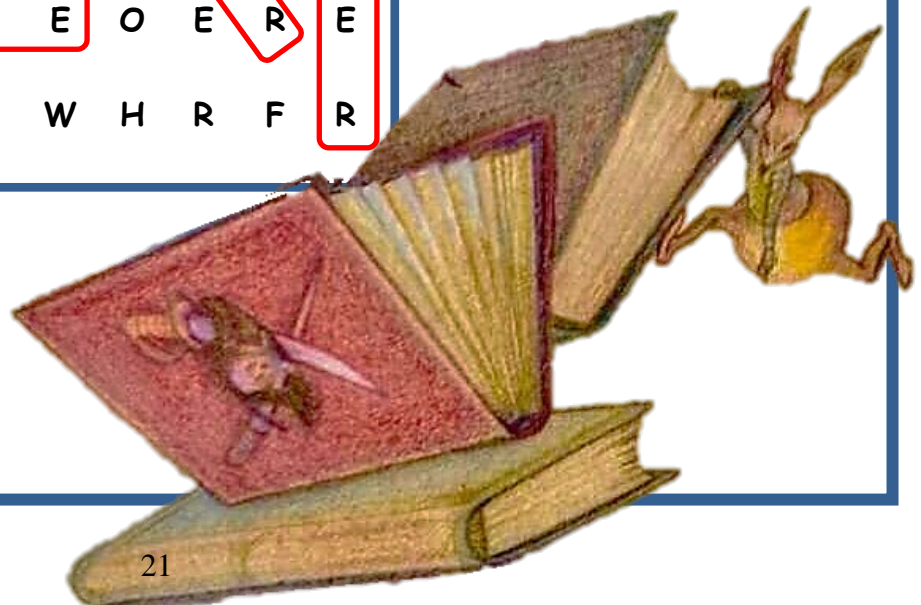
WORD SEARCH

Find the hidden words.



Word Bank

aunt
brother
father
grandfather
grandmother
mother
sister
uncle





教學策略

Warm-up

1. 連結舊知識—複習與家庭成員及與職業有關的詞彙：

- (1) 複習或學習一些與家庭成員有關的詞彙，如 father, mother, brother, sister, grandfather, grandmother, uncle, aunt, parents, grandparents, cousin 等(教師可播放 YouTube “Family” <https://goo.gl/s7Q6gZ>)。
- (2) 讓學生說說自己的家庭成員有哪些？他們是從事哪些工作？(教師可播放 YouTube “People Work” <https://goo.gl/grzJZr>，讓學生複習或學到一些與職業有關的詞彙)，教師再將本課要學習的詞彙(driver, singer, housewife)寫在黑板上，並確認學生知道該字是何意義。

2. 建立新知識—從 The woman is a singer.轉換到 Is she a teacher?的句型：

教師將課名頁投影在布幕上，問學生：

T: Look! The woman is beautiful. Is she a teacher?

S: No, she is not. She is a singer.

3. 建立新知識—從 She is my mom.轉換到 Who is the woman?的句型：

教師將 Let's Talk 圖三投影在布幕上，問學生：

T: Look! They are Lily's family. Who are they?

S: Lily's father and mother?

T: No, they are Lily's uncle and aunt.

Who are the little boy and girl?

S: Lily's brother and sister?

T: No, let's find out.

若時間許可，教師可播放 YouTube “My Family” (<https://goo.gl/DL2rVV>)複習此一句型，以加深學生的印象。



Presentation

1. 瀏覽圖片

教師請學生瀏覽 Let's Talk 的圖片，想一下對話可能的內容。

2. 聆聽

對話當成聽力素材，請學生聽一遍，並提問一個簡單的問題（如：對話者的關係、場景、主題……）。

3. 聆聽與閱讀

教師請學生翻開 Let's Talk，再次聆聽，此次一邊聽，一邊閱讀。

4. 默讀

請學生自行默讀 Let's Talk，試著自行理解對話文意，並練習用自己的話重述一次。

5. 問與答

教師以提問的方式檢視學生對 Let's Talk 的理解及口語回答問題的能力。建議問題如下：

情境一：

(1) T: Is Jack's father a taxi driver?

S: **No, he is a bus driver.**

(2) T: And his mother?

S: **She's a housewife.**

情境二：

(1) T: Who are they? (指著 Let's Talk 圖二。)

S: **They are Lily's sister, grandpa and grandma.**

(2) T: Is Lily's grandpa handsome?

S: **Yes, he is.**

情境三：

(1) T: What are Uncle Sam and Aunt Mary doing? (指著 Let's Talk 圖三。)

S: **They are singing.**

(2) T: How about the boy and the girl?

S: **They are dancing.**



6. 補充說明

教師聽完學生的回答後，了解學生哪裡不清楚，請加以補充說明，澄清學生的概念。

7. 朗讀

學生已了解對話內容大意，可以朗讀對話。若學生無法自行朗讀，教師可先帶唸。粗體藍字為本課單字，可先帶唸該字，再唸整句。

8. 角色扮演

指派學生角色，分別扮演 Jack 及 Lily，加入動作表情唸出對話。

Practice

1. 進行到 Let's Practice I。本句型重點為詢問並回答他人的身份/關係。建議先口頭練習，再進行書寫。
2. 接著進行 Let's Practice II。練習詢問並回答他人的關係(肯定&否定回答)。建議先口頭練習，再進行書寫。
3. 最後進行 Let's Practice III。練習詢問並回答他人的職業(肯定&否定回答)。建議先口頭練習，再進行書寫。

Activity

1. 活動一：Find the hidden words.

- (1) 教師複習 word bank 中的單字，確認學生已經學會。
- (2) 學生將單字圈出，除橫向、直向之外，也可以斜向。

2. 活動二：Family Tree

請學生看下面 Lily 的家譜，以搶答的方式回答教師的問題。

參考問題與答案：

- (1) Who is Sally? **She is John's/Mary's mother. She is Bill's/Jane's /Lily's/Anna's grandmother.**
- (2) Who is Mary? **She is Tom's/Sally's daughter. She is Lily's/Anna's aunt.**
- (3) Who is Bill? **He is Sam's/Mary's son. He is Jane's brother.**
- (4) Who is Anna? **She is Lily's sister. She is John's/Sue's daughter.**



教師用書編輯團隊



發行人：教育部國民及學前教育署

總策畫：邱乾國

總統籌：許麗娟

執行統籌：蕭奕志、王慧秋、林淑敏、林哲慈

召集人：程玉秀

諮詢教授：張武昌、胡潔芳、陳秋蘭、葉錫南、
王宏均

編輯小組：鄭怡賢、曾麗娜、梁玲瑜

責任編輯：吳育庭、羅婉禎、丘立君

美工繪圖：曾靜榕

美術設計：莊惠如、曾靜榕

封面設計：曾靜榕



國 民 中 學 七 年 級 英 語
學 生 學 習 扶 助 教 材
(適用105年公告基本學習內容(第一版))

教師用書