




國民中學

學生學習扶助教材

七年級英語

教師用書

(適用105年公告基本學習內容(第一版))



教育部國民及學前教育署 編

中華民國 106 年 10 月



## Grade 7

### Unit 8

## Does It Have Big Feet?

### 基本學習內容

文法句型：A: Does he have big eyes?

B: Yes, he does./

No, he does not/doesn't.

字 詞：face, foot, hair, hand, hat, leg, Sat.(Saturday), shirt, Sun.(Sunday),  
weekend

★ 教材中，為因應情境所需，列為小字典📖之字彙，如 maybe, we, how about, gift shop, go well with, after, busy, guess 等未在基本學習內容內、或在以後單元才會列為單字，請簡單帶過，勿要求學生背誦，以免加重學生學習負擔。同樣地，課本中綠色虛底線字詞列為「認識字彙」，如 free, together，學生只要了解字義、聽懂讀音，以幫助了解文句語意即可。

### 參考答案

#### Let's Practice I

A:	Does	he/she	have big eyes? watch TV every day?
B:	Yes,	he/she does. (He/She watches TV every day.)	
	No,	he/she doesn't. (He/She doesn't watch TV every day.)	


Example



A: Does the boy have a big head?

B: Yes, he does.


1.



A: Does the girl have long legs?

B: Yes, she does.

2.



A: Does the boy have a small nose?

B: No, he doesn't.

3.



A: Does the girl study English every day?

B: Yes, she does.

4.



A: Does the boy do the dishes after lunch?

B: Yes, he does.

after 在...之後

5.

(學生自行創作)

(參考答案，請以學生創作的圖為準)

A: Does the girl have big ears?

B: No, she doesn't.



## Let's Practice II

A:	Does	he/she	study English every day?
B:	Yes,	he/she does.	
	No,	he/she doesn't.	He/She studies math every day.

Good morning.

My name is John.

I'm very busy.

I ride a bike on Monday.

I swim on Tuesday.

I clean my bedroom on Friday.

I go to the supermarket on Saturday.

busy 忙碌的

John is my friend.

He is very busy.

He rides a bike on Monday.

He swims on Tuesday.

He cleans his bedroom on Friday.

He goes to the supermarket on Saturday.







Good morning.

My name is Susan.

I swim on Monday.

I have an English class on  
Tuesday and Thursday evening.

I go to the bookstore on  
Wednesday afternoon.

I listen to music on Friday  
evening.

I clean my bedroom on  
Saturday.

I watch TV on Sunday morning.

I play in the park on Sunday  
afternoon.

I study on Sunday evening.

I am a busy student.

I have a new friend.

Her name is Susan.

She swims on Monday.

She has an English class on Tuesday and  
Thursday evening.

She goes to the bookstore on Wednesday  
afternoon.

She listens to music on Friday evening.

She cleans her bedroom on Saturday.

She watches TV on Sunday morning.

She plays in the park on Sunday  
afternoon.

She studies on Sunday evening.

She is a busy student.



## Let's Practice III

Example



A: Does Peter like the bear?

B: Yes, he does.


1.



A: Does your grandfather like bananas?

B: Yes, he does.

2.



Sun.	X
------	---

A: Do you swim on Sunday?

B: No, I don't.

3.



Wed.	V
------	---

A: Does your sister ride a bike on Wednesday?

B: Yes, she does.

4.



Mon.	X
Tue.	X
Wed.	X
Thu.	X
Fri.	X
Sat.	V
Sun.	V

A: Does your mother cook every day?

B: No, she doesn't.

5.

(學生自行創作)

(參考答案，請以學生創作的圖為準)

A: Do you wash your hands every day?

B: Yes, I do.



## 教學策略

### Warm-up

1. 教師拿出自己最喜歡的偶像或名人的照片，並以英語慢慢說出這些人的身體特徵，例如：She has big eyes. He has long legs. 等。
2. 教師再指著課名頁的圖片，先問學生：  
Where are they?  
What do you see in the zoo (picture)?  
Does the bear have big feet?  
學生可用國語或英語回答，然後教師再以英語帶出句型，例如：The bear has big feet. 等。

### Presentation

1. 瀏覽圖片  
教師請學生瀏覽 Let's Talk 的圖片，想一下對話可能的內容。
2. 聆聽  
對話當成聽力素材，請學生聽一遍，並提問一個簡單的問題（如：對話者的關係、場景、主題……）。
3. 聆聽與閱讀  
教師請學生翻開 Let's Talk，再次聆聽，此次一邊聽，一邊閱讀。
4. 默讀  
請學生自行默讀 Let's Talk，試著自行理解對話文意，並練習用自己的話重述一次。
5. 對話內容共有三個情境，第一個情境是在家裡，John 問媽媽是否週六可以帶他去動物園玩；第二個情境是在動物園，媽媽和 John 討論猴子及黑熊的外型；第三個情境是在禮品店，John 和媽媽討論要買哪一件紀念品。
6. 問與答



教師以提問的方式檢視學生對 Let's Talk 的理解及口語回答問題的能力。建議問題如下：

情境一：

(1) T: Where does John want to go? (指著 Let's Talk 圖一。)

S: **The zoo.**

(2) T: Can they go to the zoo on Saturday?

S: **No, they can't. (But they can go on Sunday.)**

情境二：

(1) T: Does the monkey have long legs? (指著 Let's Talk 圖二。)

S: **Yes, it does.**

(2) T: Does the bear have a white face?

S: **No, it doesn't.**

情境三：

(1) T: Does John like the shirt? (指著 Let's Talk 圖三。)

S: **No, he doesn't.**

(2) T: Why not?

S: **He doesn't like the monkey on it.**

## 7. 補充說明

教師聽完學生的回答後，了解學生哪裡不清楚，請加以補充說明，澄清學生的概念。

## 8. 朗讀

學生已了解對話內容大意，可以朗讀對話。若學生無法自行朗讀，教師可先帶唸。粗體藍字為本課單字，可先帶唸該字，再唸整句。

## 9. 角色扮演

指派學生角色，分別扮演 Mom 及 John，加入動作表情唸出對話。

## Practice

1. 進行到 Let's Practice I。請學生根據圖片回答問題，教師可先引導學生作句型練習，再請學生依據圖片先作答後再訂正答案，訂正完答案後再由教師





提問，學生回答，接著兩人一組，作問答練習。

2. 接著進行 Let's Practice II。教師先請學生唸 John 的自我介紹，再請學生將轉述的練習書寫在課本裡。訂正答案後再由教師逐句唸 John 的部分，學生逐句唸介紹 John 的部分。接著兩人一組交錯練習後，再由教師提問請學生回答：

T: Does John ride a bike on Monday?

S: Yes, he does.

T: Does John swim on Tuesday?

S: Yes, he does.

T: Does John clean his bedroom on Friday?

S: Yes, he does.

T: Does John go to the supermarket on Saturday?

S: Yes, he does.

本練習結束後，教師接著替換回答是 No 的句子，由教師提問請學生回答：

T: Does John ride a bike on Thursday?

S: No, he doesn't.

T: Does John swim on Wednesday?

S: No, he doesn't.

T: Does John clean his bedroom on Monday?

S: No, he doesn't.

T: Does John go to the supermarket on Sunday?

S: No, he doesn't.

3. 最後進行 Let's Practice III。請學生根據圖片回答問題，教師可先引導學生作句型練習，再請學生依據圖片先作答後再訂正答案，訂正完答案後再由教師提問，學生回答，接著兩人一組，作問答練習。

### Activity

1. 教師手中藏著 4 號青蛙的圖片，請學生依據範例的問答內容，向教師提問，並依教師回答內容推論出正確的寵物圖片。



2. 依此類推，再請學生參考範例的問答方式，向教師或學生提問，再根據對方回答內容，找出對方手中藏著的其他三個寵物之正確圖片。
3. 本練習可依學生程度，以學生提問、教師回答的方式，或由教師提問、學生回答，或由學生兩人一組互相練習。



# NOTES





## 教師用書編輯團隊



發行人：教育部國民及學前教育署

總策畫：邱乾國

總統籌：許麗娟

執行統籌：蕭奕志、王慧秋、林淑敏、林哲慈

召集人：程玉秀

諮詢教授：張武昌、胡潔芳、陳秋蘭、葉錫南、  
王宏均

編輯小組：鄭怡賢、曾麗娜、梁玲瑜

責任編輯：吳育庭、羅婉禎、丘立君

美工繪圖：曾靜榕

美術設計：莊惠如、曾靜榕

封面設計：曾靜榕







國 民 中 學 七 年 級 英 語  
學 生 學 習 扶 助 教 材  
(適用105年公告基本學習內容(第一版))

教師用書