



國民中學

學生學習扶助教材

八年級英語

教師用書

(適用105年公告基本學習內容(第一版))



教育部國民及學前教育署 編

中華民國 107 年 12 月



Grade 8

Unit 6

I Will Wear My New Jacket

基本學習內容

文法句型：A: Will you play baseball tomorrow morning?

B: Yes, I will./

No, I will not/won't. (But I will play basketball.)

字 詞：after, baseball, basketball, early, game, great, gym, late, learn, month, next, practice, start, tomorrow, wear, will

★教材中，為因應情境所需，列為小字典📖之字彙，如 o'clock, story, shopping, Taiwanese, Mirror (魔鏡), wall 等未在基本學習內容內、或在以後單元才會列為單字，請簡單帶過，勿要求學生背誦，以免加重學生學習負擔。同樣地，課本中綠色虛底線字詞列為「認識字彙」，如 when，學生只要了解字義、聽懂讀音，以幫助了解文句語意即可。

參考答案

Let's Practice I

Tom	will	play basketball	tomorrow.
-----	------	-----------------	-----------

Example

Ella cleans the living room every day. (→ tomorrow)

➡ Ella will clean the living room tomorrow.


I dance at school every Monday. (→ next Monday)

➡ I will dance at school next Monday.

1. We do math homework every day. (→ tomorrow)

We will do math homework tomorrow.



2. Ms. Wang studies math every day. (→ next week)
Ms. Wang will study math next week.
3. Mr. Lin cooks dinner every weekend. (→ next weekend)
Mr. Lin will cook dinner next weekend.
4. Bill calls his brother every night. (→ tomorrow night)
Bill will call his brother tomorrow night.
5. John and his aunt listen to music every morning. (→ tomorrow morning)
John and his aunt will listen to music tomorrow morning.
6. The classes start at 8:10 every Friday. (→ next Friday)
The classes will start at 8:10 next Friday.
7. Ms. Lin tells a story in class every Monday. (→ next Monday)  story 故事
Ms. Lin will tell a story in class next Monday.
8. The boys play in the park every week. (→ next week)
The boys will play in the park next week.
9. Tom goes to Green Island every summer. (→ next spring)
Tom will go to Green Island next spring.
10. Ms. Wang goes shopping every Sunday. (→ next Tuesday)
Ms. Wang will go shopping next Tuesday.

Let's Practice II

Example

A:	Will	you/John	play basketball	tomorrow?
B:	Yes,	I/he	will.	
	No,	I/he	will not/won't.	

A: Will Ella clean the living room tomorrow?

B: Yes, she will. (She will clean the living room tomorrow.)

A: Will you go to school tomorrow?

B: No, I won't. (I won't go to school tomorrow.)

1. Will Mr. Wang do the dishes tomorrow?

Yes, he will. (He will do the dishes tomorrow.)



2. Will we study English tomorrow?

Yes, we will. (We will study English tomorrow.)

3. Will Ms. Wu teach us next year?

Yes, she will. (She will teach us next year.)

4. Will you have lunch here next weekend?

Yes, I will. (I will have lunch here next weekend.)

5. Will they ride bicycles to school tomorrow?

No, they won't. (They won't ride bicycles to school tomorrow.)

6. Will you go to the baseball game tomorrow night?

No, we won't. (We won't go to the baseball game tomorrow night.)

7. Will Tom go swimming next Sunday?

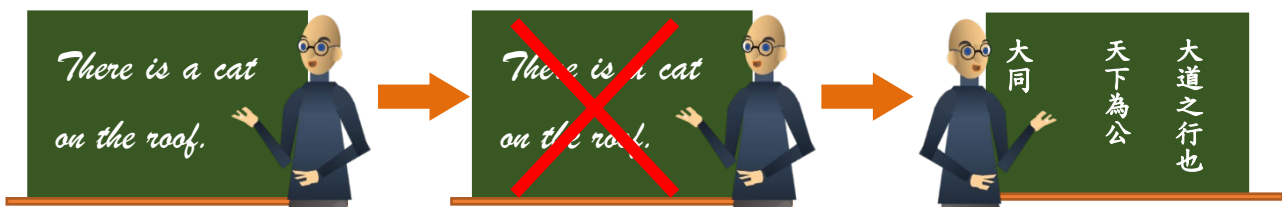
No, he won't. (He won't go swimming next Sunday.)

8. Will Jean and Andrew make a birthday card tomorrow morning?

No, they won't. (They won't make a birthday card tomorrow morning.)

Let's Practice III

Example (teach)



Mr. Lin taught English last year, but he won't teach English next year.

He will teach Chinese.




1. (eat)



Mr. Lin ate noodles last Monday, but he won't eat noodles next Monday.

He will eat pizza.

2. (drink)



Mr. Lin drank black tea last Tuesday, but he won't drink black tea next Tuesday.

He will drink green tea.

3. (ride)



Mr. Lin rode a scooter to school last Wednesday, but he won't ride a scooter to school next Wednesday.

He will ride a bike.

4. (sing)




Mr. Lin sang English songs at the party last Thursday, but he won't sing English songs at the party next Thursday.

He will sing Taiwanese songs.

📖 Taiwanese 台灣的

5. (wear)



Mr. Lin wore a T-shirt to school last Friday, but he won't wear a T-shirt to school next Friday.

He will wear a shirt. (wear)

教學策略

Warm-up

1. 連結舊知識：

- (1) 教師帶領學生複習以前學過的現在簡單式句型，教師說：I study English every day.接著問學生：Do you study English every day?
- (2) 教師帶入一個本課新單字 practice，教師說：I practice English every day.接著問學生：Do you practice English every day?
- (3) 教師再帶入一個本課新單字 game，教師說：I play English games every day.接著問學生：Do you play English games every day?



(4) 依此類推。

2. 建立新知識：

教師將課名頁投影在布幕上，先指著左邊的 Ben，教師說：Ben is wearing a T-shirt.再指著泡泡中的 Ben，問學生：What will Ben wear to the baseball game?引導學生回答：He will wear a new jacket.

Presentation

1. 瀏覽圖片

教師請學生瀏覽 Let's Talk 的圖片，想一下對話可能的內容。

2. 聆聽

對話當成聽力素材，請學生聽一遍，並提問一個簡單的問題（如：對話者的關係、場景、主題……）。

3. 聆聽與閱讀

教師請學生翻開 Let's Talk，再次聆聽，此次一邊聽，一邊閱讀。

4. 默讀

請學生自行默讀 Let's Talk，試著自行理解對話文意，並練習用自己的話重述一次。

5. 問與答

教師以提問的方式檢視學生對 Let's Talk 的理解及口語回答問題的能力。建議問題如下：

情境一：

(1) T: Where's Tom going? (指著 Let's Talk 圖一。)

S: (He's going) to the gym.

(2) T: Why is Tom running?

S: He's late for basketball practice.

(3) T: Why does Tom practice basketball every day?

S: He will have a (big) basketball game next month.

(4) T: Does Tom like the basketball practice?

S: Yes, he does. (He's learning a lot.)



情境二：

(1) T: Where will Ben go tomorrow?

S: (He'll go to) the baseball game (tomorrow).

(2) T: When will the baseball game start?

S: (It'll start) at seven (o'clock).

(3) T: What will Ben wear to the baseball game? (指著 Let's Talk 圖二。)

S: (He'll wear) his new jacket.

T: What will Susan wear to the baseball game?

S: (She'll wear) her new shoes.

6. 補充說明

教師聽完學生的回答後，了解學生哪裡不清楚，請加以補充說明，澄清學生的概念。

7. 朗讀

學生已了解對話內容大意，可以朗讀對話。若學生無法自行朗讀，教師可先帶唸。粗體藍字為本課單字，可先帶唸該字，再唸整句。

8. 角色扮演

指派學生角色，分別扮演 Tom, Mr. Lin, Ben 及 Susan，加入動作表情唸出對話。

Practice

1. Let's Practice I: 本句型練習重點為將現在簡單式的句子，改為未來式。教師在說明如何變化後，建議先口頭練習，再進行書寫。
2. Let's Practice II: 本句型練習重點為未來式問句的回答，括弧的部分為完整答句。建議先口頭練習，再進行書寫。
3. Let's Practice III: 本句型練習重點為同一動詞在過去簡單式和未來式中的互換，其中未來式是先否定表達方式，再肯定的表達方式。建議先口頭練習，再進行書寫。



Activity

遊戲玩法：

1. 教師先準備好連結網路的電腦、投影機、螢幕。
2. 教師連結到該網站：
<http://wheeldecide.com/index.php?c1=wear+a+new+jacket&c2=clean+the+living+room&c3=go+swimming&c4=cook+dinner&c5=go+to+the+basketball+game&c6=eat+a+sandwich&time=5>
3. 網站上已經輸入好了 6 個動作：wear a new jacket, go to the basketball game, cook dinner, go swimming, clean the living room, eat a sandwich。
4. 教師請一位學生扮演 Snow White，另一位學生扮演 Magic Mirror。
5. 扮演 Snow White 的學生問：Mirror, Mirror on the wall, what will I do tomorrow?
6. 扮演 Mirror 的學生用滑鼠點按轉盤，然後依照轉盤上轉到的動作回答，例如：轉到 wear a new jacket，則回答：You will wear a new jacket tomorrow.
7. 扮演 Mirror 的學生回答正確者，可以指定另一組學生分別扮演 Snow White & Mirror，然後繼續該遊戲。
8. 教師可自行更換轉盤上的動作。

轉盤上動作更換方式：

1. 用滑鼠點按轉盤左下角的 **Modify Wheel** 圖示，或直接至底下修改表。
2. 其他依下圖說明更換：

The screenshot shows the 'Wheel Builder' interface. A red box highlights the list of choices: 'wear a new jacket', 'study English', 'go hiking', 'cook dinner', 'go to the basketball game', and 'eat a sandwich'. Annotations include:

- A blue callout on the left says: '也可以新增項目' (You can also add items).
- A blue callout on the right points to the choice list and says: '在此區內更換各項目名稱' (Change the names of the items in this area).
- A blue callout on the right points to the 'Title' field and says: '在此更改遊戲名稱，不改也可以' (Change the game name here, or you can leave it).
- A yellow callout on the right points to the 'Apply Wheel Changes' button and says: '更改確定後，按此完成變更。' (After confirming the change, click here to complete the change).



教師用書編輯團隊



發行人：教育部國民及學前教育署

總策畫：許麗娟

總統籌：武曉霞

執行統籌：蕭奕志、王慧秋、林淑敏、林哲慈

召集人：程玉秀

諮詢教授：張武昌、胡潔芳、陳秋蘭、葉錫南、
王宏均

編輯小組：莊惠如、曾靜榕、鍾長宏

責任編輯：吳育庭、羅婉禎、丘立君

美工繪圖：曾靜榕

美術設計：莊惠如、曾靜榕

封面設計：曾靜榕



國 民 中 學 **八** 年級英語
學生學習扶助教材

(適用105年公告基本學習內容(第一版))

教師用書