



國民中學

學生學習扶助教材

八年級英語

教師用書

(適用105年公告基本學習內容(第一版))



教育部國民及學前教育署 編

中華民國 107 年 12 月



Grade 8

Unit 7

How Do I Get To The Train Station?

基本學習內容

文法句型：A: How do I get to the train station?

B: Turn right. Go along Green Street. It is in front of the post office.

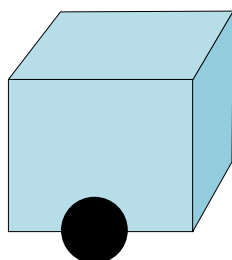
字 詞：across, along, between, front, get, help, hospital, in front of, left, library, next to, post office, right, road, station, street, take, turn

★教材中，為因應情境所需，列為小字典📖之字彙，如 excuse me, then, you're welcome, over there 等未在基本學習內容內、或在以後單元才會列為單字，請簡單帶過，勿要求學生背誦，以免加重學生學習負擔。

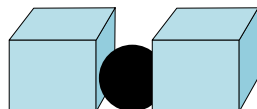
參考答案

Let's Practice I

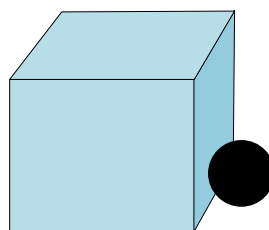
請依圖示，填入 across, along, between, in front of, next to：



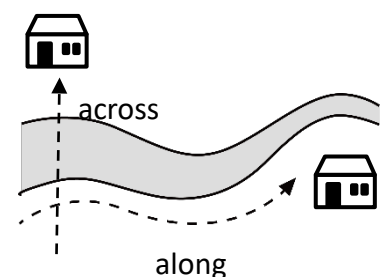
in front of



between



next to





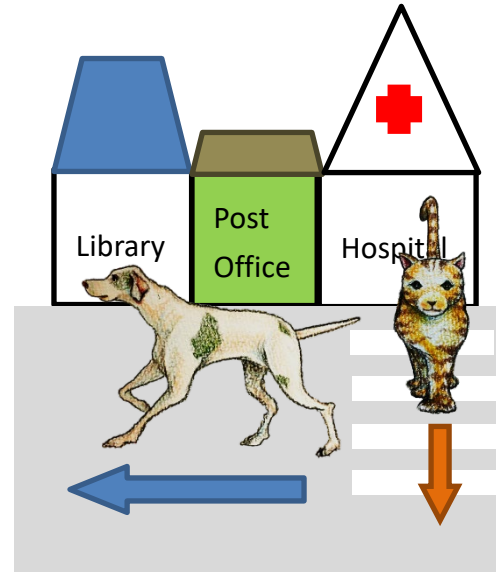
Example

The library is next to the post office.

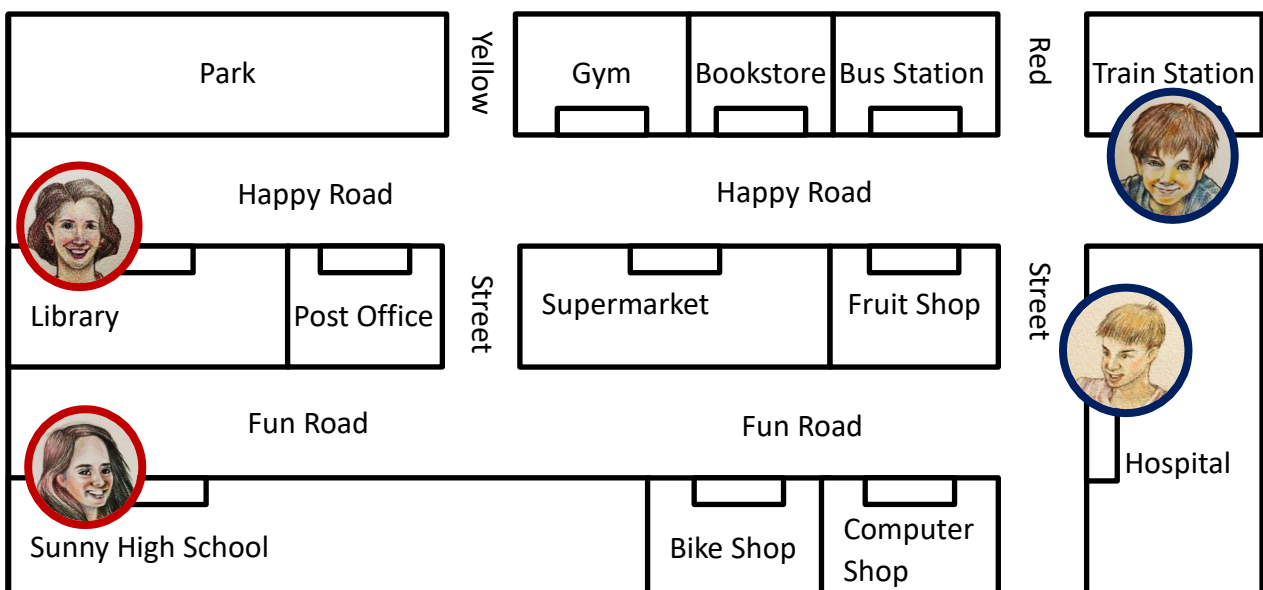
1. The hospital is next to the post office.
2. The post office is between the library and the hospital.
3. The dog is sitting in front of the post office.



4. The dog is walking along the street.
5. The cat is walking across the street.



Let's Practice II





Example (Tom is in front of the train station.)



Excuse me. How do I get to the gym?



Walk along Happy Road. It's next to the bookstore.

1. (Jim is in front of the hospital.)



Excuse me. How do I get to the supermarket?



Walk along Red Street. Turn left at Happy Road. It's next to the fruit shop.

2. (Betty is in front of Sunny High School.)



Excuse me. How do I get to the park?



Walk along Fun Road and turn left at Yellow Street. Walk along Yellow Street, and you'll see it. The park is across the street from the gym.

3. (Mary is in front of the library.)



Excuse me. How do I get to the bookstore?



Go along Happy Road. You'll see a supermarket. The bookstore is across the road. It's between the gym and the bus station.

4. (John is in front of the post office.)



Excuse me. How do I get to the fruit shop?



Go along Happy Road. It's next to the supermarket.

(參考答案，學生自行設計)

教學策略

Warm-up

1. 連結舊知識：

- (1) 教師將課名頁投影在布幕上，複習國小學過的介係詞：in, on, under，教師指著課名頁裡開車的貓，問學生：Where is the cat? 引導學生回答：It's in the car. 教師再指著課名頁裡的圖書館，問學生：Where is the library? 引導學生回答：The library is on Sunny Street. 依此類推，學生還沒學過的單字可用代名詞問答。



(2) 教師告訴學生，介係詞是在描述兩個物件之間的相對位置。

2. 建立新知識：

複習過 in, on, under 等介係詞之後，教師引入本課的介係詞 across, between, in front of, next to，教師指著課名頁裡的郵局說：The post office is between the hospital and the supermarket. 引導學生了解 between 的意義和用法，依此類推。

Presentation

1. 瀏覽圖片

教師請學生瀏覽 Let's Talk 的圖片，想一下對話可能的內容。

2. 聆聽

對話當成聽力素材，請學生聽一遍，並提問一個簡單的問題（如：對話者的關係、場景、主題……）。

3. 聆聽與閱讀

教師請學生翻開 Let's Talk，再次聆聽，此次一邊聽，一邊閱讀。

4. 默讀

請學生自行默讀 Let's Talk，試著自行理解對話文意，並練習用自己的話重述一次。

5. 問與答

教師以提問的方式檢視學生對 Let's Talk 的理解及口語回答問題的能力。建議問題如下：

情境一：

(1) T: Where will the rabbit go?

S: (He'll go) to the train station.

(2) T: How will the rabbit go to the train station? (指著 Let's Talk 圖一。)

S: By bus.

(3) T: What bus goes to the train station?

S: Bus No. 15.

(4) T: Where's the bus station?



S: **On Park Road.**

情境二：

(1) T: Where will the cat go? (指著 Let's Talk 圖二。)

S: **To the post office.**

(2) T: Where is the post office?

S: **It's on Park Road./It's between the hospital and the supermarket.**

情境三：

(1) T: Where will the dog go? (指著 Let's Talk 圖三。)

S: **To the library.**

(2) T: Where is the library?

S: **It's next to the bookstore.**

6. 補充說明

教師聽完學生的回答後，了解學生哪裡不清楚，請加以補充說明，澄清學生的概念。

7. 朗讀

學生已了解對話內容大意，可以朗讀對話。若學生無法自行朗讀，教師可先帶唸。粗體藍字為本課單字，可先帶唸該字，再唸整句。

8. 角色扮演

指派學生角色，分別扮演 the lion, the rabbit, the cat 及 the dog，加入動作表情唸出對話。

Practice

1. Let's Practice I: 本句型重點為 across, along, between, in front of, next to 等表位置的介系詞用法。建議先用圖意解說各介系詞，然後先做口頭練習，再進行書寫。
2. Let's Practice II: 本句型重點是 Practice I 的進階版練習，對於學生可能較難，建議說明清楚例句，然後各題先口頭練習，再進行書寫。



Activity

1. 教師依全班人數，以兩人一組方式，分成若干組。
2. 教師依分組數量，將 Fun Activity 上的地圖列印若干份(建議護貝以利後續使用)，然後發予各組每組一張地圖，及一個 token(可以用跳棋或教具箱內的塑膠塊代替)。
3. 教師依地圖上的六個目的地，依分組數量的倍數製作成籤條放置於信封中，每個信封均裝有兩個不同目的的籤條。籤條上的問句示例如下：
 - a. Excuse me. How do I get to the post office?
 - b. Excuse me. How do I get to the train station?
4. 每組的兩個人先以猜拳的方式決定誰先問，輸的人則先拿 token，並依籤條上的指示，從地圖上的 START 出發，且需邊走邊說明所指的路線，例：

甲生從一信封上抽出一籤條後讀出問句：Excuse me. How do I get to the train station?

乙生邊拿 token 沿著自己所說路線在地圖上移動並回答：Walk/Go along Lucky Road and then turn left at Black Street. Walk/Go along Black Street and then turn right at Sunny Road...

另一種玩法：也可以請甲生讀出問句後，乙生回答路線，甲生拿著自己的 token 按照乙生的指示在地圖上移動。



教師用書編輯團隊



發行人：教育部國民及學前教育署

總策畫：許麗娟

總統籌：武曉霞

執行統籌：蕭奕志、王慧秋、林淑敏、林哲慈

召集人：程玉秀

諮詢教授：張武昌、胡潔芳、陳秋蘭、葉錫南、
王宏均

編輯小組：莊惠如、曾靜榕、鍾長宏

責任編輯：吳育庭、羅婉禎、丘立君

美工繪圖：曾靜榕

美術設計：莊惠如、曾靜榕

封面設計：曾靜榕



國 民 中 學 八 年 級 英 語
學 生 學 習 扶 助 教 材

(適用105年公告基本學習內容(第一版))

教師用書