




國 民 中 學

學生學習扶助教材

# 七年級英語

教師用書

(適用105年公告基本學習內容(第一版))



教育部國民及學前教育署 編

中華民國 106 年 10 月



## Grade 7

### Unit 4

## Where Are They?

### 基本學習內容

文法句型：A: Where is/are my new cellphone/glasses?

B: It is/They are on the table.

字 詞：cellphone, glasses, jeans, key, know, socks, sofa, sorry, table, these, they, those, where, (dad), (mom)

★教材中，為因應情境所需，列為小字典📖之字彙，如 here, and, dirty 等未在基本學習內容內、或在以後單元才會列為單字，請簡單帶過，勿要求學生背誦，以免加重學生學習負擔。同樣地，課本中綠色虛底線字詞列為「認識字彙」，如 why，學生只要了解字義、聽懂讀音，以幫助了解文句語意即可。

### 參考答案

#### Let's Practice I

A:	Where	is	my key? it?	
		are	the books? they?	
B:	Your key	is	in	the box.
	It		on	
	The books	are	under	
	They			

Example



A: Where is your dog?

B: It is under the sofa.



1.



A: Where is the cat?

B: It is in the box.

2.



A: Where is the cellphone?

B: It is under the table.


3.



A: Where are my socks?

B: They are on the bed.

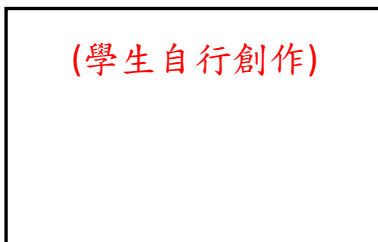
4.



A: Where are my glasses?

B: They are on the sofa.

5.



(參考答案，請以學生創作的圖為準)

A: Where are my jeans?

B: They are in the box.

## Let's Practice II

A:	What	is	this/that/it?
		are	these/those/they?
B:	This/That/It	is	a pencil.
	These/Those/They	are	books.



Example



A: What is this/that/it?


B: This/That/It is a watch.



A: What are these/those/they?

B: These/Those/They are watches.

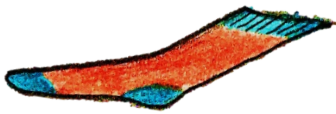
1.



A: What are these/those/they?

B: These/Those/They are bananas.

2.



A: What is this/that/it?

B: This/That/It is a sock.


3.



A: What are these/those/they?

B: These/Those/They are keys.

4.



A: What is this/that/it?

B: This/That/It is a cellphone.

5.



(參考答案，請以學生創作的圖為準)

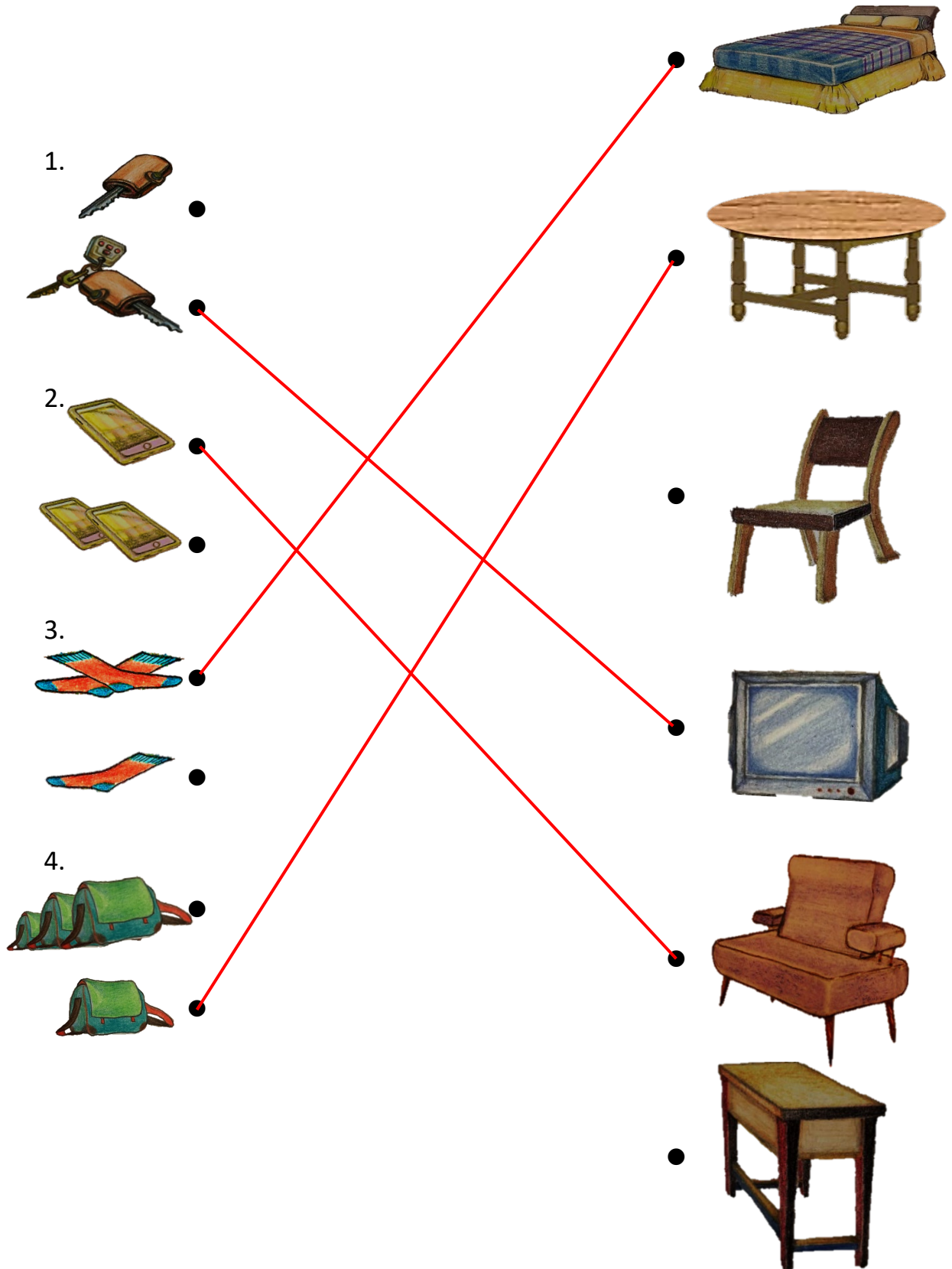
A: What are these?

B: These/They are bags.



## Fun Activity I

## Listen and Match





## 教學策略

### Warm-up

#### 1. 連結舊知識—複習與事物所在地有關的詞彙：

(1) 複習常用地點介系詞，如 in, on, under 等(教師可播放 YouTube “Where is the monkey?” <https://www.youtube.com/watch?v=8F0NYBBKczM>；如時間許可，則可選擇使用下列與學用品有關的短片以加深印象 <https://www.youtube.com/watch?v=uDGwhiwwxXA>)。

(2) 問學生聽到哪些地點？教師再將那些詞彙寫在黑板上。學生若說不出來，教師可以重播影片，在每個介系詞出現時暫停，讓學生複誦。

#### 2. 建立新知識—從 What is this/that/it?轉換到 What are these/those/they?的問答：

教師以 PPT 或列印圖卡或實體物品做問答練習(先介紹單數形物品)。

T: What is this?

S: Cellphone.

T: It/This is a cellphone.

教師再用呈現複數形物品(或 PPT/圖卡)做問答練習。

T: What are those?

S: Books.

T: Those/They are books.

#### 3. 建立新知識—從 What is this/that/it?轉換到 Where is it?的問答：

教師以課名頁的圖片做問答練習(先介紹單數形物品)。

T: Look at the picture. What is this?

S: A cellphone.

T: It is a cellphone. Where is it?

S: It is under the sofa.

教師再以複數形物品為例。

T: What are those?



S: Keys.

T: Where are the keys?

S: They are on the box.

## Presentation

### 1. 瀏覽圖片

教師請學生瀏覽 Let's Talk 的圖片，想一下對話可能的內容。

### 2. 聆聽

對話當成聽力素材，請學生聽一遍，並提問一個簡單的問題（如：對話者的關係、場景、主題……）。

### 3. 聆聽與閱讀

教師請學生翻開 Let's Talk，再次聆聽，此次一邊聽，一邊閱讀。

### 4. 默讀

請學生自行默讀 Let's Talk，試著自行理解對話文意，並練習用自己的話重述一次。

### 5. 問與答

教師以提問的方式檢視學生對 Let's Talk 的理解及口語回答問題的能力。建議問題如下：

情境一：

(1) T: Where are Dad's glasses? (指著第 26 頁之圖片。)

S: **They are on the kitchen table.**

(2) T: How about his cellphone?

S: **His cellphone is on the kitchen table.**

(3) T: And his keys?

S: **His keys are on the sofa.**

情境二：

(1) T: Is Mom happy? (指著 Let's Talk 圖二。)

S: **No, she is not.**

(2) T: Why?



S: The socks and jeans are dirty.

#### 6. 補充說明

教師聽完學生的回答後，了解學生哪裡不清楚，請加以補充說明，澄清學生的概念。

#### 7. 朗讀

學生已了解對話內容大意，可以朗讀對話。若學生無法自行朗讀，教師可先帶唸。粗體藍字為本課單字，可先帶唸該字，再唸整句。

#### 8. 角色扮演

指派學生角色，分別扮演 Dad, Mom 及 Sally，加入動作表情唸出對話。

### Practice

1. 進行到 Let's Practice I。本句型重點為以 Where 為首含 be 動詞的疑問句(搭配單、複數主詞)，以詢問並回答事物所在地方。建議先口頭練習，再進行書寫。
2. 接著進行 Let's Practice II。本句型延伸以下國小句型：A: What's this/that? B: It's ...，再搭配複數主詞形成：A: What are these/those? B: They're ...。建議先口頭練習，再進行書寫。

### Activity

#### 1. 活動一：Listen and Match

以聽力練習的方式，將物品與所在地點連結一起。聽力稿如下：

- (1) Those are my keys. They are on the TV.
- (2) This is Tina's cellphone. It is under the sofa.
- (3) These are Dad's socks. They are under the bed.
- (4) That is my bag. It is on the table.

#### 2. 活動二：Information Gap

- (1) 學生兩人一組，根據圖片練習問與答。
- (2) A 生先開始提問，B 生配合圖片回答，然後由 B 生提問，A 生回答。





(3)交換 AB 角色，再次練習提問與回答。

參考答案如下：

Student A: 1. Q: Where are the socks?     A: They are under the table.

2. Q: Where is the dress?     A: It is on the bed.

3. Q: Where is the dog?     A: It is on the bed.

Student B: 1. Q: Where is the cellphone?     A: The cellphone is under the table.

2. Q: Where are the jeans?     A: The jeans are on the bed.

3. Q: Where is the cat?     A: It is on the sofa.



## 教師用書編輯團隊



發行人：教育部國民及學前教育署

總策畫：邱乾國

總統籌：許麗娟

執行統籌：蕭奕志、王慧秋、林淑敏、林哲慈

召集人：程玉秀

諮詢教授：張武昌、胡潔芳、陳秋蘭、葉錫南、  
王宏均

編輯小組：鄭怡賢、曾麗娜、梁玲瑜

責任編輯：吳育庭、羅婉禎、丘立君

美工繪圖：曾靜榕

美術設計：莊惠如、曾靜榕

封面設計：曾靜榕





國 民 中 學 七 年 級 英 語  
學 生 學 習 扶 助 教 材  
(適用105年公告基本學習內容(第一版))

教師用書